

# UTHUKELA DISTRICT PRESENTATION FOR THE KZN PCA MEETING OF

## 17 SEPTEMBER 2014

PRESENTED BY –THE MAYOR CLLR :DCP  
MAZIBUKO

Mayor of UThukela District



# Background

- Presented here is the report for quarter one 2014/15
- Baseline used, is quarter four 2013/14



## **Strategic Objective 1:**

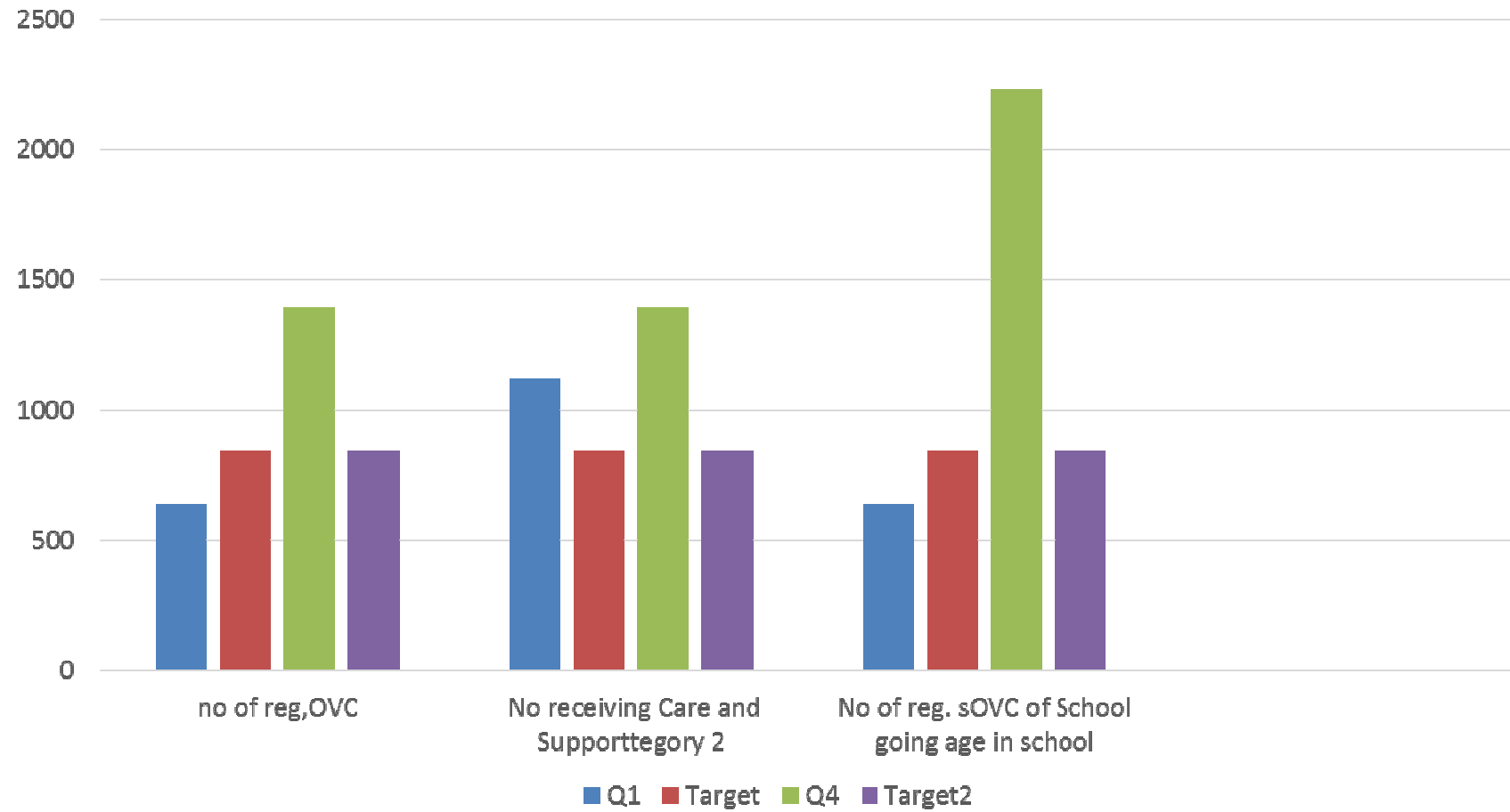
**Addressing Social & Structural Drivers  
of HAST Prevention, Care & Impact**



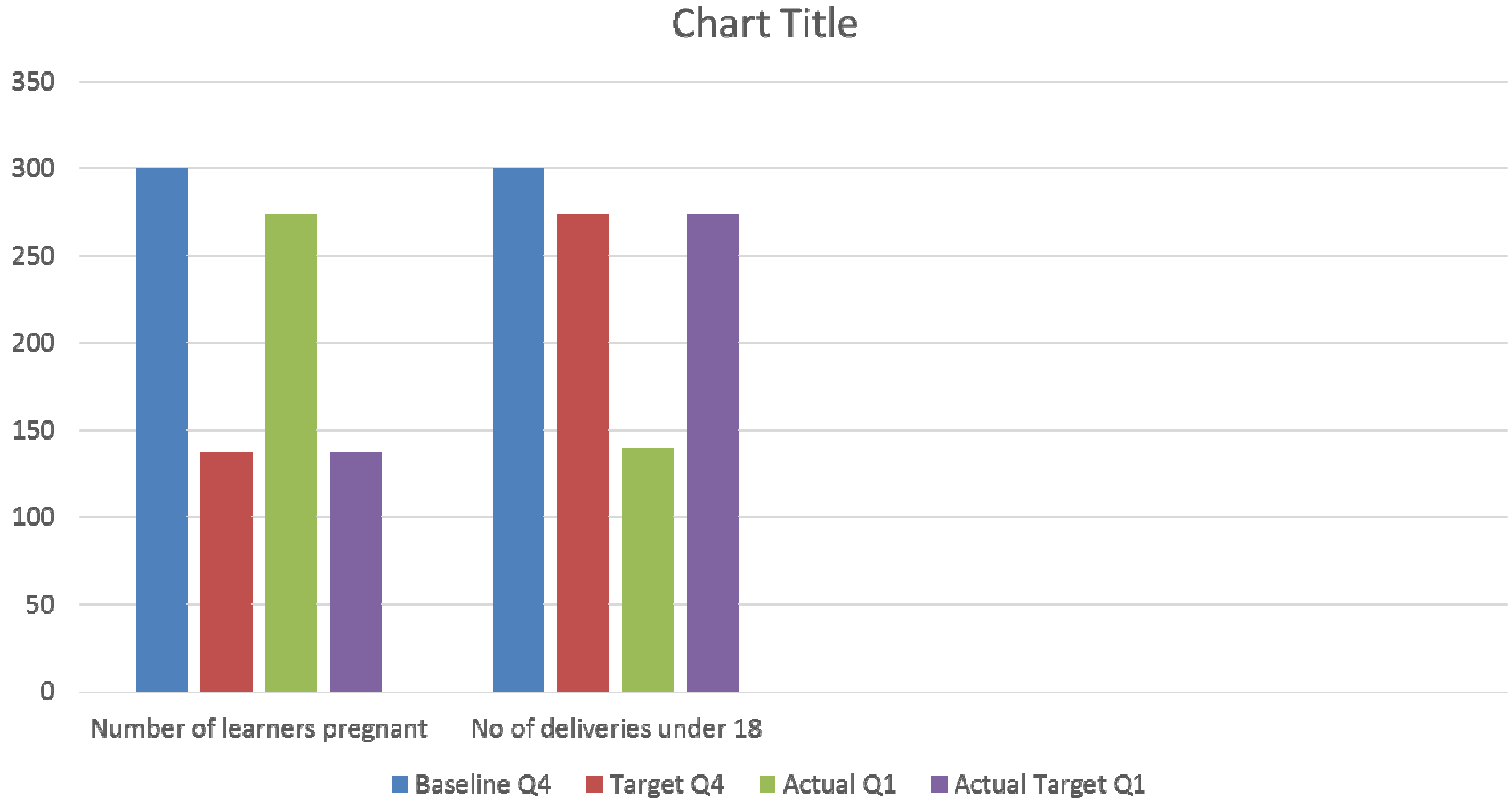
# Orphans and other Vulnerable Children

No	Unit of Measurement	Q 4	Q 1	Target	Baseline
1.	Number of registered OVC	1394	636	848	155
2.	Number of registered OVC of school going age in school	2231	636	845	155
3.	Number of registered OVC receiving care and support	1394	1119	845	155
	<p>Description: During the quarter there was a great underperformance in the number of registered OVC for Uthukela District. Immediately after picking this up the District brought this to the attention of the service offices and they were urged to take this seriously and communicate this with organizations under their respective offices.</p> <p>The district office then decided to have a meeting on the 18<sup>th</sup> July 2014 on Service Delivery where all service offices and management from Community Care Centres were invited so as to address this. The number of children to be registered will increase during the quarter ending in September 2014 as the Community Care Centres report on a monthly basis and the meeting held is proving to be a success as it is evident from the reports received during the month of July and August that the number of OVC registered is increasing. Also there are 4 more Community Care Centres under the Umtshezi and Imbabazane Municipalities rendering services to OVC and these have been funded by the DSD thus extending reach. Lastly, CCGs under Uthukela are attending the Intergrated Community Care Givers Foundation Course since the 21July 2014 and this will definitely improve service delivery.</p>				

# OVC



# Life Skills



# Life Skills

- Risk: Some might not return to school for life and this perpetuate lack of skills and most would rely on government grants and therefore contributes to poor economy of the country.
- All sectors and communities have measure role to play in strengthening education to youth on behavioural change and healthy lifestyle



## **Strategic Objective 2:**

### **Prevention of HIV, STIs and TB Infections**



## Male Medical Circumcision

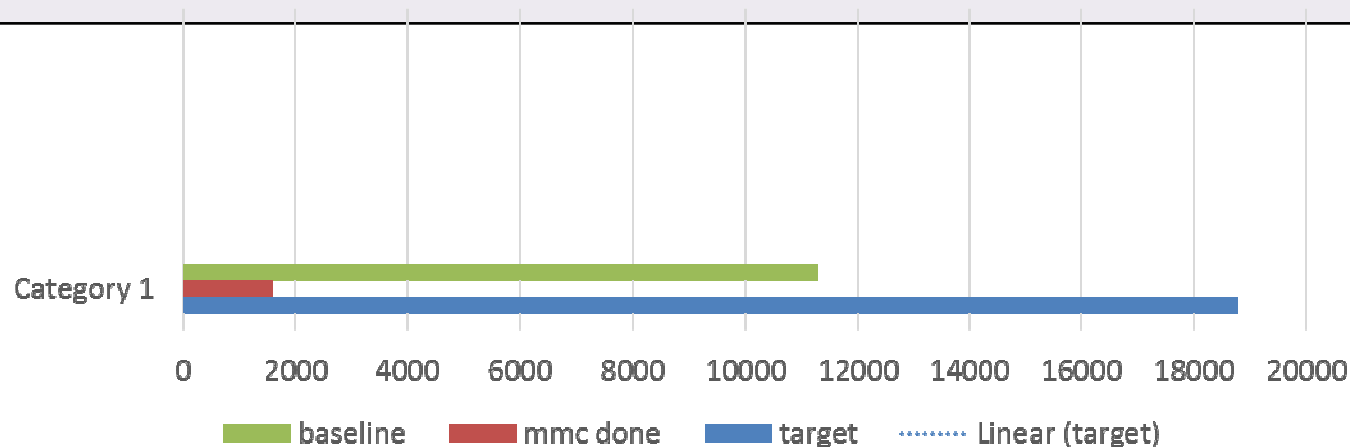
No	Intervention Area	Q1	Target	Baseline
1.	Number of males aged 15-49 undergoing male medical circumcision	1602	4693	1401

**Achievements:** MMC performance has improved by 201 compared to the same quarter the previous year, attributable to MMC Camps being now conducted monthly in prisons and in 6 tribal courts.

**Challenges:** MMC target not achieved because of the low uptake during holidays, ineffective MMC coordination, inadequate and incomplete MMC roving teams.

**Action Plan:** To improve involvement of leadership in MMC advocacy. To facilitate community dialogues and awareness campaigns . To conduct more camps in FET's , clinics, tribal courts. To motivate for more staffing in MMC roving teams.

**Need to strengthen training to leadership.**

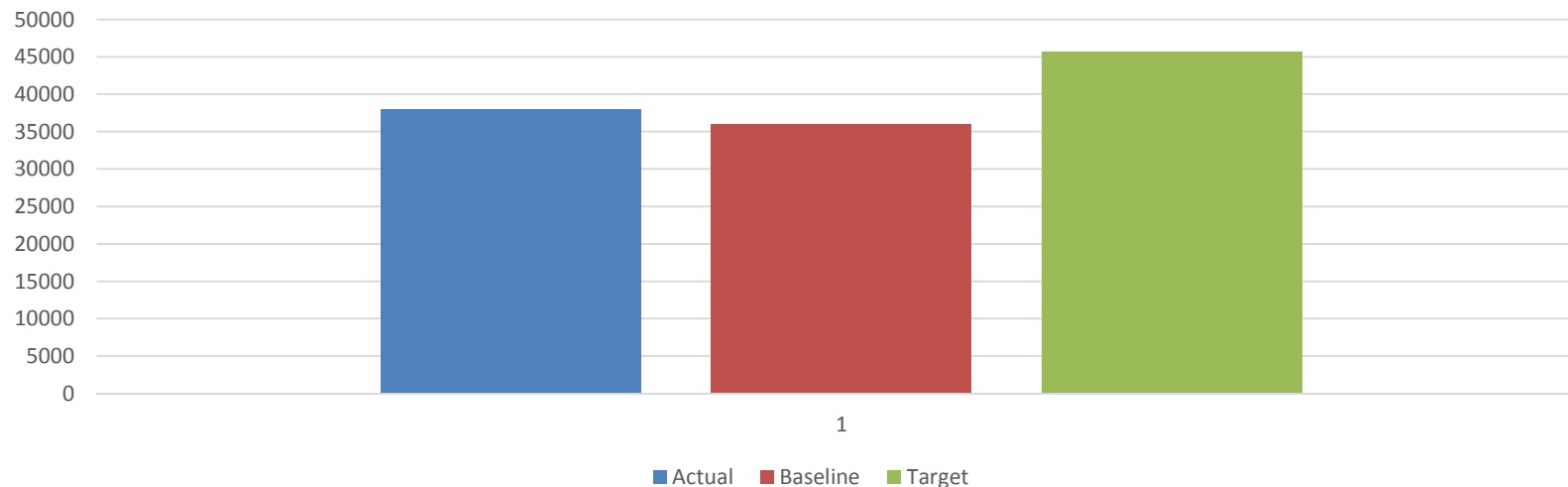




## HCT

NO		Q1	Target	Baseline
1.	Number of new HIV tests carried out	37993	45647	36043
<p><b>Comments: when comparing two quarter (Q1 2013 and Q1 2014) there is an increase of 1950 in a number of new HIV tests carried out, through support of NGO partners i.e. Duduza Center, HST and LGBTI.</b></p> <p><b>Implementation of opt out HIV testing approach in facilities and in outreach events has contributed as well.</b></p>				

## HCT

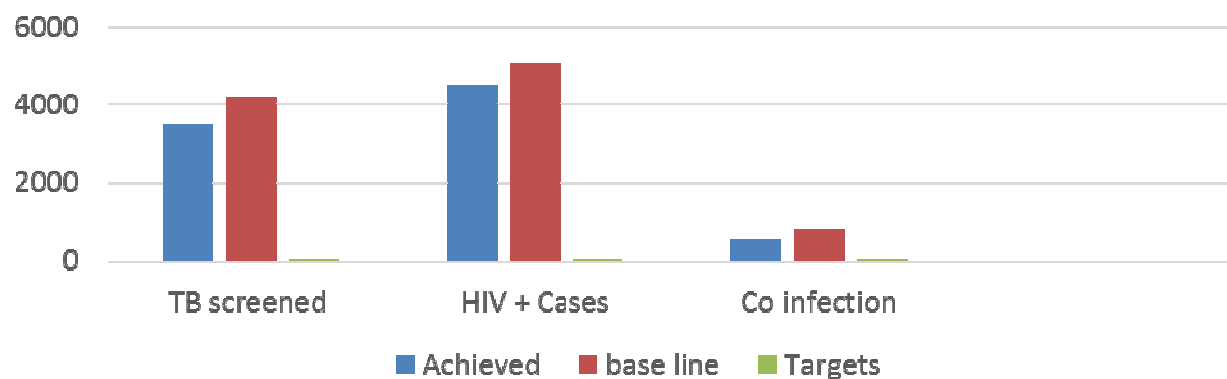




## TB AND HIV CO - INFECTION

N0		Q1	Target	Baseline
1.	Number clients screened for TB	3524	100%	<b>4226</b>
2.	Number of new HIV + cases	4515	35%	<b>5085</b>
3	Number of TB HIV CO –infected obtained	525	60%	<b>811</b>
Comments: TB Screening tool has been included as part of HCT records to improve TB screening.				


TB Co infection





# Condom Distribution

No	Unit of Measurement	Q1	Target	Baseline
1.	Number of male condoms distributed	6889429	3350861	5080235
2.	Number of female condoms distributed	23470	55622	58830
<p><b>Comments:</b> Target exceeded because of the availability of condom distributors.</p> <p><b>Challenge:</b> Inconsistent availability of femodoms.</p> <p><b>Plan:</b> Order more, so as to compensate for the times where there is inadequate femodoms.</p>				



## Prevention of Exposure to transmission from occupational exposure and sexual violence

No	Unit of Measurement	Q1	Target	Baseline
1.	Number of new sexual assault cases	309	200	363
2.	Children under 12 years sexually assaulted rate	126	70	113
<b>Comment: Sexual assaults cases are a challenge beyond DOH capacity and control therefore. Intervention need OSS approach for SAPS to be cooperative and be able to give all the data as this is not a true reflection of the cases. Other cases got reported to SAPS however not included in the report.</b>				



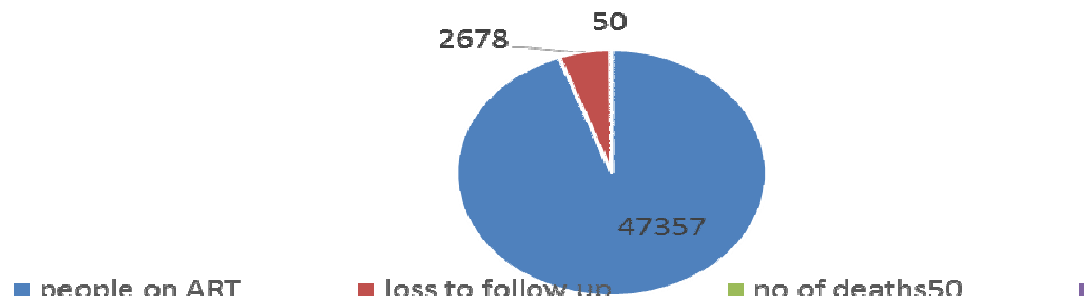
## **Strategic Objective 3:**

# **Sustaining Health & Wellness**



## Comprehensive ART Services & Adherence

No	Unit of Measurement	Q1	Target	Baseline
1.	Number of people on ART	47357	12238	3055
2.	Number of ART patients de-registered due to death	50	30	544
3.	Number of ART clients deregistered due to loss of follow up	2470	2678	3341
<ul style="list-style-type: none"> <li>Comments: Pregnant women on ARV prophylaxis , when prophylaxis is discontinued they are counted as loss to follow up because there is no outcome for patients on Prophylaxis.</li> <li>There is a decrease in clients deregistered due to follow up because of improvement in recording and data management.</li> </ul>				





THANK YOU